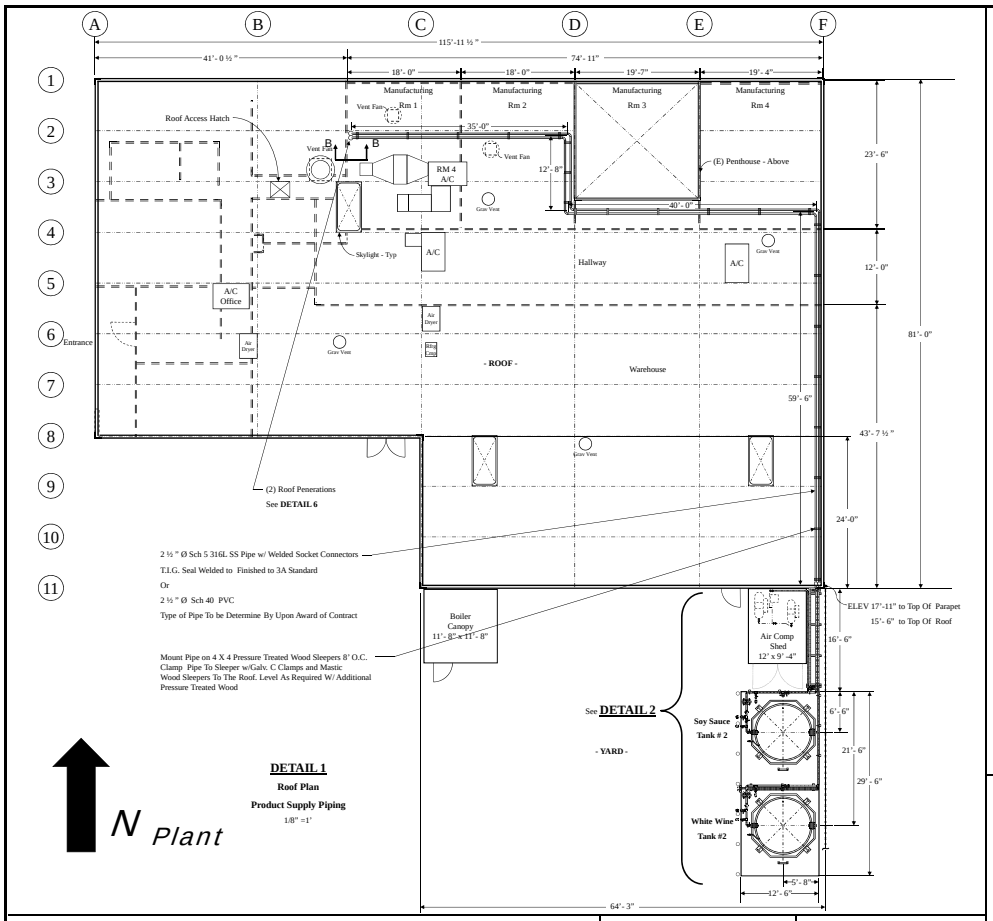

DETAIL 1

Roof Plan

Product Supply Piping

1/8" =1'

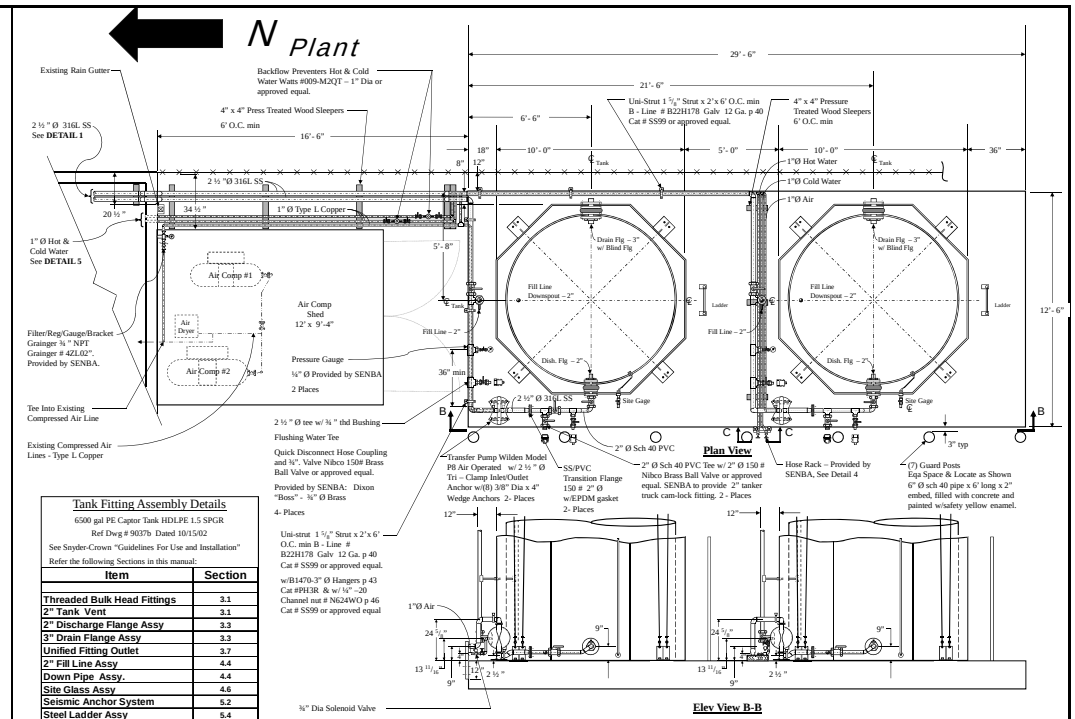

Tank Fitting Assembly Details

6500 gal PE Captor Tank HDLPE 1.5 SPGR
Ref Dwg # 9037b Dated 10/15/02
See Snyder-Crown "Guidelines For Use and Installation"
Refer the following Sections in this manual:

Item	Section
Threaded Bulk Head Fittings	3.1
2" Tank Vent	3.1
2" Discharge Flange Assy	3.3
3" Drain Flange Assy	3.3
Unified Fitting Outlet	3.7
2" Fill Line Assy	4.4
Down Pipe Assy.	4.4
Site Glass Assy	4.6
Seismic Anchor System	5.2
Steel Ladder Assy	5.4

DETAIL 2

Tank Pad Piping Plan and Elevation

3/8" =1'

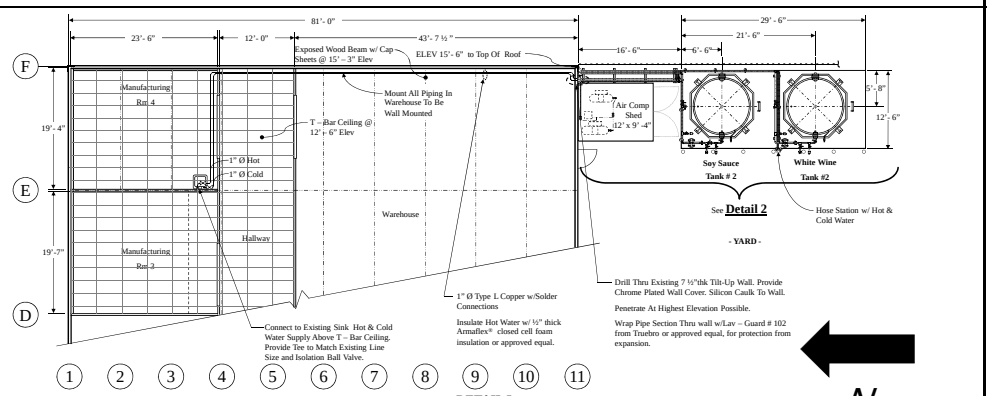

DETAIL 5

Partial Plan – Domestic Hot & Cold Water

1/8" =1'

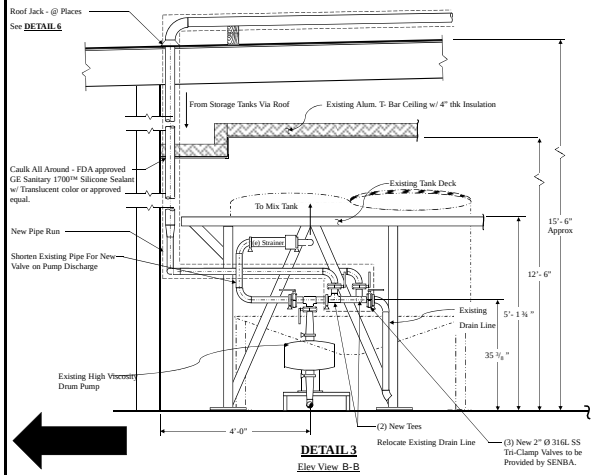

DETAIL 3

Elev View B-B

Mix Tank Connection Detail

Elev View Looking North

3/8" =1'

Hanger Spacing*

Pipe Size (inches)	Span (feet)
¼	4
3/8	4
½	5
¾	5
1	6
1 ¼	7
1 ½	8
2	8
2 ½	8
3	10

* Water Filled per MSS SP-69.

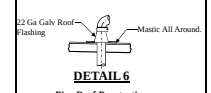

DETAIL 6

Pipe Roof Penetration

N.T.S.

Notes:

1. All 2" 316L SS Butterfly valves to be provided by SENBA. See Detail 3
2. All compressed air and water pipe to be Copper Tube, Type L, Per ASTM B 88.
3. Wrot Solder Joint Fittings material and workmanship shall be in accordance with ASME/ANSI B16.2; "Wrot Copper and Alloy Solder Joint Pressure Fittings."
4. No Ceiling Hangers are to be mounted on 2" x 4" wood joists,only purlins and Glulam beams.
5. Hanger Types:
   a. Strut: B - Line $_{65}$, #B1400 Series Hanger p 43 Cat #PH3R, 1 5/8" Strut, B - Line$_{8}$, # B22H178 Galv 12 Ga. Hanger Spacing per Water Filled per MSS SP-69. w/ ½" –20 Channel Nut # N624WO p 46 Cat # SS99
   b. Horizontal Mount: B - Line$_{8}$, B3191- x/x" Ø Series Straight J-Hook p 58 Cat #PH3R. Lag screw size per manufacturer.
   c. Vertical Ceiling Beam Mount: B - Line$_{8}$, # B3199 B - Line$_{8}$, Ceiling Flange or B3058 B - Line$_{8}$, Side Beam Connector. Use Copper Tubing Clevis Hanger B - Line$_{8}$, #B3104CT-x/x Ø Series P 146 Cat # PH3R.
6. Ball Valves, ¼ " To 2 " per MSS SP –10, NIBCO Bronze FULL PORT #S-585-70, 600 psi rated, Solder Connection w/ TFE Seat.
7. Ball Valve 3", NIBCO Bronze CONVENTIONAL PORT #S-585-70, 600 psi rated, Solder Connection w/TFE Seat.
8. THIS IS A DESIGN BUILD PROJECT. The equipment and details as shown on the drawings are intended to describe the general scope of work required and are not intended to be exact. Deviations may occur during field installation. Installer is contracted to perform design services, and field verify dimensions as required to complete the scope. Any major discrepancies to the drawings are to be be reported to the owner and/or engineer prior to commencement of work affecting the contracted scope.
9. Insulate domestic hot water line with ½" thick Armaflex® closed cell foam insulation or approved equal.
10. All Piping passing though concrete floors, concrete wall,masonry walls, roof ,and gypsum are be protected against breakage and expansion per UPC 313.10.1
11. Leak test all piping per UPC 609.4 and local standards.
12. All sanitary process pipe (food product) to be 316L SS Sch 10 or sch 40 PVC U.N.O.
13. All Stainless pipe to be T.I.G. seal welded top 3A Standards.
14. All sanitary process pipe (food product) to be purged prior to use.

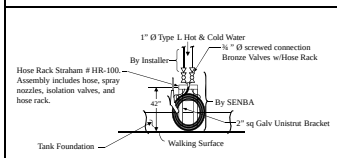

DETAIL 4

Elev View C-C

Storage Tank Hose Station

1/4"=1'

REV	DATE	DESCRIPTION	BY
A	10/21/02	Released for Review By City of Hayward	

millennium Management
PO Box 37 Hayward, CA 94543
ph 510 732 2778 fx 510 732 4041
All Rights Reserved

PIPING DETAILS
Storage Tanks Installation
Liquid Products Plant
Hayward,CA

Scale : Noted	By : M McCarron	E - 1162	P- 1
REV: A	Date : 9/18/02		